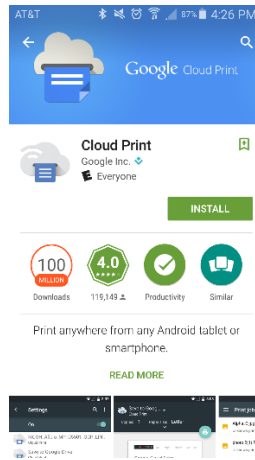


Android Cloud Print

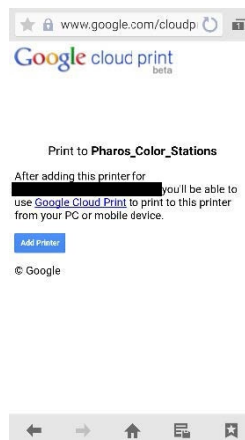
Go to the Play Store on your device and download Cloud Print, if not already installed.



Go to <http://go.uis.edu/googlepharosbw> to add the black and white printer to your device.

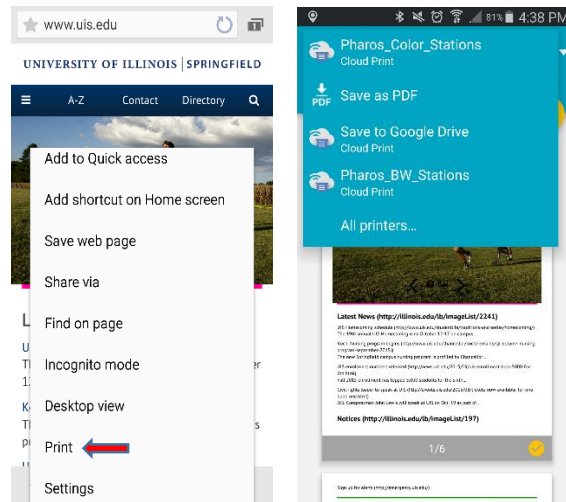


Go to <http://go.uis.edu/googlepharoscol> to add the color printer to your device.



Note: You must be logged into your Google account.

To print from your device open the menu and select print.



Go to any Pharos station on campus and swipe to release selected prints. Prints are titled based on document name or the name of site it is printed from.

For further assistance please call Information Technology Services at (217) 206-6000, email them at techsupport@uis.edu, or visit them in person at BRK 180.
